



**Mediterranean Memorandum of  
Understanding on Port State Control**

**Draft**

**Annual Report 2019**

**(Published 2020)**



## **FOREWORD**

*We are pleased to present the Annual Report on Port State Control in the Mediterranean region for year 2019, which published under the auspices of the Port State Control Committee of the Mediterranean MoU. The 10 members of the memorandum have carried out 5,380 inspections and the number of detentions was 95 in 2019.*

*The 21st annual Port State Control Committee meeting of the Med MoU was held in Casablanca, Morocco in October 2019.*

*There are several notable developments in the Med MOU during 2019, one of the important topics, on the agenda of the Med MoU Meetings in 2019, was the development of the new information system for the Med MoU on PSC THEETIS-Med. The new system became fully operational on 1<sup>st</sup> February 2020. Ten Med MoU Member states carried out a Concentrated Inspection Campaign (CIC)s on Emergency Systems including electrical systems and equipment covered by SOLAS II-1 jointly prepared by Paris MoU and Tokyo MoU from the 1<sup>st</sup> of September to the 30<sup>th</sup> of November 2019.*

*This annual report highlights the developments and activities of the Med MOU in 2019. Moreover, the report also provides port State control statistics and analysis on the results of inspections carried during 2019.*

*We would like to thank all the members of the Management Advisory Board (MAB) who continued to serve the Med MoU throughout 2019 and all of the Committee Member States for their support during the year and we would like especially to thank all of the Med MoU Port State Control Officers and their Administrations for their excellent work throughout the year.*



**Chairman**  
*Port State Control Committee*  
**Capt. Mark A. Chapelle**



**Secretary General**  
*Med MoU Secretariat*  
**Adm. Mokhtar Ammar**

## CONTENTS

### OVERVIEW

<b>Introduction</b>	<b>4</b>
<b>Relevant instruments</b>	<b>4</b>
<b>The Committee</b>	<b>5</b>
<b>Management Advisory Board Meetings (MAB)</b>	<b>6</b>
<b>Information Center (CIMED)</b>	<b>7</b>
<b>Appeal on Detentions</b>	<b>7</b>
<b>Concentrated Inspection campaign (CIC)</b>	<b>7</b>
<b>Co-operation With IMO</b>	<b>8</b>
<b>Co-operation with European Commission</b>	<b>8</b>
<b>Co-operation With Paris MoU</b>	<b>9</b>
<b>Co-operation With Black Sea MoU</b>	<b>9</b>
<b>Co-operation With Tokyo MoU</b>	<b>9</b>
<b>Annual Statistical Report 2019</b>	<b>10</b>

### STATISTICAL ANNEXES

<b>Contribution of Mediterranean MoU Members to Inspections / Detentions in Year 2013-2019</b>	<b>12</b>
Number of inspections	
Number of detentions	
detentions in % of inspections	
<b>Inspections for year 2019</b>	<b>14</b>
Annual Figure	
<b>Statistics Summary 2019</b>	<b>15</b>
Summary Inspection/Detention/inspection with deficiencies	
Number of Inspections, Detentions, and Inspections with deficiencies per member state	
Number and % of inspection, deficiencies, and detention per ship's type	
Number and % of nature of deficiencies	
Number and % of inspection, detention, and detention's percentage per major Classification Society	
<b>Detailed annual figures 2019</b>	<b>20</b>
Detail inspection/detention/ % per Flag Administration	
Nature of deficiency number detailed by Flag Administration	
<b>Med MoU Secretariat Contact Details</b>	<b>26</b>
<b>CIMED Contact Details</b>	<b>26</b>
<b>Med MoU Member States focal points</b>	<b>27</b>

## OVERVIEW

### Introduction:

This Annual Report published under the auspices of the Med MoU Committee on PSC. This annual report is the fourteenth issue and covers port State control activities and developments in the year 2019.

In accordance with the provisions of the Memorandum, the Authorities which have signed and formally accepted the Memorandum or which have been accepted with unanimous consent of the port State control committee would become full members.

Currently, the Memorandum has 10 full members namely: Algeria, Cyprus, Egypt, Israel, Jordan, Lebanon, Malta, Morocco, Tunisia and Turkey.

The Port State Control Committee established for Monitoring and controls the implementation and on-going operation of the Memorandum.

The Committee consists of representatives of the member Authorities and also observers from the maritime Authorities and the inter-governmental organizations which have been granted observer status by the committee, namely: International Maritime Organization (IMO), International Labour Organization (ILO), European Commission (EC), Paris MoU, Black Sea MoU and the US Coast Guard.

The Secretariat of the Memorandum is located in Alexandria, Egypt and its Information Centre in Casablanca, Morocco.

### Relevant instruments:

- 1) The International Convention on Load Lines, 1966 (LOAD LINES 66);
- 2) the Protocol of 1988 relating to the International Convention on Load Lines, 1966 (LL PROT 88);
- 3) The International Convention for the Safety of Life at Sea, 1974 (SOLAS 74);
- 4) The Protocol of 1978 relating to the International Convention for the Safety of Life at Sea, 1974 (SOLAS PROT 78);
- 5) The Protocol of 1988 relating to the International Convention for the Safety of Life at Sea, 1974 (SOLAS PROT 88);
- 6) The International Convention for the Prevention of Pollution from Ships, 1973, as modified by the Protocol of 1978 relating thereto, and as further amended by the Protocol of 1997 (MARPOL);
- 7) The International Convention on Standards of Training, Certification and Watch keeping for Seafarers, 1978 (STCW 78);
- 8) The Convention on the International Regulations for Preventing Collisions at Sea, 1972 (COLREG 72);
- 9) the International Convention on Tonnage Measurement of Ships, 1969 (TONNAGE 69);

- 10) The Merchant Shipping (Minimum Standards) Convention, 1976 (ILO Convention No. 147) (ILO 147);
- 11) The Protocol of 1996 of the Merchant Shipping (Minimum Standards) Convention, 1976 (ILO Convention No. 147) (ILO147);
- 12) The Maritime Labour Convention, 2006 (MLC 2006);
- 13) The International Convention on Civil Liability for Oil Pollution Damage, 1969 (CLC 1969);
- 14) Protocol of 1992 to amend the International Convention on Civil Liability for Oil Pollution Damage, 1969 (CLC PROT 1992);
- 15) International Convention on the Control of Harmful Anti-Fouling Systems on Ships, 2001 (AFS 2001);
- 16) The International Convention on Civil Liability for Bunker Oil Pollution Damage, 2001;
- 17) The International Convention for the Control and Management of Ships' Ballast Water and Sediments (BWM).

## THE COMMITTEE

**The Twenty-first Committee Meeting** was held in Casablanca, Morocco from the 29<sup>th</sup> to 31<sup>st</sup> October 2019. The meeting was attended by the representatives of the member Authorities of Cyprus, Egypt, Lebanon, Malta, Morocco, Tunisia and Turkey, observers from the International Labour Organization (ILO) and the US Coast Guard participated in the meeting as observer. The European Maritime Safety Agency (EMSA) and the Maritime Technology Consultants participated in the meeting as invited observer.



*The Med MoU 21<sup>st</sup> Committee meeting 29<sup>th</sup> – 31<sup>st</sup> October 2019 (Casablanca, Morocco)*

### **Important outcomes of this meeting:**

- The Committee meeting discussed and approved the proposed declaration on the Med MoU First Ministerial Conference as prepared by the Med MoU on PSC Secretariat and reviewed by the MAB22 meeting. The Scope of the Conference is to refresh the obligations and responsibilities and to further encourage continued commitment from all Member States. The Committee meeting noted that Malta can host the Med MoU First Ministerial Conference.
- The Committee meeting discussed the proposed PSCOs Development Structure Scheme as prepared by the Med MoU Secretariat. It also discussed the PSCOs Training Policy as prepared and presented by Cyprus and which included a Syllabus of Competence for New Entrant PSCO.
- The Committee meeting discussed and agreed with the proposed action plan for Med MoU training, including PSCOs Exchange program with other PSC regimes, as prepared and presented by the Med MoU Secretariat.
- The Committee approved the Guidelines prepared by the Maritime Authority of Malta on “Ballast Water Management convention” and requested the Med MoU on PSC Secretariat to publish the guidelines in the Med MoU Manual.
- The Committee meeting reviewed and accepted the proposed (Arabic / English), Headquarters Agreement that is supposed to be signed by the Med MoU Chairman, on behalf of the Committee and by a Representative of the Moroccan Government. The Agreement had been revised by the Med MoU on PSC Secretariat and by the Maritime Authority of Morocco.

### **MANAGEMENT ADVISORY BOARD MEETINGS (MAB)**

The Management Advisory Board for the Mediterranean Memorandum of Understanding on Port State Control (MAB) consist of 4 members; three representatives of Med MoU member authorities, elected during PSCC meetings by Med MoU member authorities, and one representative a member to Med MoU and Paris MoU. The Med MoU Secretariat and the information Centre have a standing invitation to the MAB Activities. The chairman of the Committee chairs the meetings of the MAB.

During 2019 MAB members are Cyprus, Egypt, Lebanon, and Tunisia. One meeting in year 2019, in 28<sup>th</sup> of October 2019 were carried out and all MAB members were represented, Chairman, Secretariat, CIMED, and Morocco attended that MAB meeting as the host country.



## THE INFORMATION CENTER (CIMED)

The Med MoU Information Center has been established in Morocco, for the purpose of exchanging information on port State inspection, in order to make available to authorities information on inspection of ships on other regional ports to assist them in their selection of foreign flag ships to be inspected and in the exercise of port State control in the region.

### Most important achievements of the CIMED:

- 10 Med MoU Members use the system on daily basis: Algeria, Cyprus, Egypt, Israel, Jordan, Lebanon, Malta, Morocco, Tunisia, and Turkey. The number of active users is 400 end-users.
- Data exchange is always current with (GENSCAPE, EQUASIS, LLI, IMO, HIS, BS MoU).
- From July 2015, the Electronic Platform (MaKCs) hosting DLP and on Rule Check tool is available for all Med MoU PSCO's.

## APPEAL ON DETENTIONS

During 2019 the Med MoU Secretariat received one appeal against detention in the Mediterranean region, the M/V “SEASTAR TRADITION” The Med MoU Secretariat setup a review panels according the Memorandum for the cases. As the majority of the panel members support the decision of detention, and the detention decision was justified.

## CONCENTRATED INSPECTION CAMPAIGN (CIC)

### ➤ Emergency Systems, including electrical systems and equipment covered by SOLAS Chapter II-1

Between the 1<sup>st</sup> of September 2019 and the 30<sup>th</sup> of November 2019, ten MEDMOU member states carried out a Concentrated Inspection Campaign (CIC) on Emergency Systems, including electrical systems and equipment covered by SOLAS Chapter II-1.

During the campaign, 1,350 port State control inspections on individual vessels were carried out. Of these PSC inspections, 1,110 vessels were inspected for the CIC.

In addition, a total of 28 detentions were recorded with 11 as a direct result of this campaign.

The overall rate of 0.99 % for CIC-topic deficiency rate (average number of deficiencies reported per inspection).

Of the 1,110 CIC inspections that took place, Bulk carrier had the highest number of inspections and recorded 376 inspections.

## CO-OPERATION WITH THE IMO

- The Med MoU has inter-governmental status (IGO) since 2006 in IMO meetings.
- Exchange of Data with IMO; the uploading into GISIS is always current starting from August 2011.
- The Med MoU Secretariat's representative participated in the 6<sup>th</sup> session of the Sub-Committee on Implementation of IMO Instruments (III 6) which held in London, from 1 to 5 July 2019.

## CO-OPERATION WITH THE EUROPEAN COMMISSION

Following the achievements of the previous (SAFEMED) projects, the European Commission launched the SAFEMED-IV project. The European Maritime Safety Agency (EMSA) is responsible for the project implementation.

- From 3-4 September 2019, EMSA organized the 3rd SAFEMED-IV Steering Committee in Lisbon, Portugal. The meeting was attended by the Med MoU on PSC Secretariat representatives, and the meeting highlighted the activities conducted from October 2018 to September 2019 with a specific focus on the actions performed in each of the technical components of the Project. New activities which include the development of the new IT platform for PSC Officers in the Med MoU Region "THETIS-Med.
- EMSA organized a training course on THETIS-Med which was held at EMSA premises from 12 to 14 November 2019. CIMED and the Med MoU Secretariat participated in the training. The objective of the training is to familiarize the Port State Control coordinators with the new system.



*The 3<sup>rd</sup> Steering Committee meeting on the SAFEMED IV project September 2019 Lisbon, Portugal*



### **CO-OPERATION WITH PARIS MOU**

The Med MoU has established and maintained effective and close cooperation with the Paris MoU, both at administrative and technical levels. Chairman of Med MoU on PSC Capt. Mark A. Chapelle represented the Med MoU at the 52<sup>nd</sup> Paris MoU Committee meeting in St. Petersburg, Russian Federation, from 13-17 May 2019.

### **CO-OPERATION WITH BLACK SEA MOU**

The Med MoU has a special cooperation with the Black Sea MoU in the area of exchanging PSCOs to gain experience and harmonization on the job training between both MoUs.

The Med MOU was represented by the Republic of Turkey at the 20th Black Sea MoU Committee meeting in 2019 in Burgas, Bulgaria from 16 to 18 April.

### **CO-OPERATION WITH TOKYO MOU**

The Ninth general training course (GTC9) for PSCOs organized by the Tokyo MoU, in cooperation with IMO was held in Japan, from 19 August to 13 September 2019; the Maritime Authority of Tunisia representative participated in the course on behalf of the Med MoU.

## ANNUAL STATISTICAL REPORT 2019

In the following annual statistics, the figures of 2019 are listed, the figures show an increase in the number of inspections and decrease in the number of detentions.

### **INSPECTIONS**

With a total number of 5,380 inspections performed in 2019, the inspection figures showed an increase of 37 inspections (0.7 %) compared with the figures of 2018.

The greatest contribution for inspections was from Turkey with 1,536 inspections then from Egypt with 913 inspections.

The greatest percentage of inspections was in the "General cargo/multipurpose ship" which was 1782 inspections (33% of all inspections).

### **DETENTIONS**

The detention figures showed a decrease in the number of detentions in 2019 compared with 2018. The average detention rate in 2019 is 1.76%, which is lower than 2013, which showed a detention rate of 5.64%.

The greatest percentage of detentions was on "General cargo/multipurpose ship" which is 67 detentions (71% of total number of detentions).

### **DEFICIENCIES**

#### **Number of deficiencies (10,635)**

In 2018, the number of deficiencies recorded was 11,304 deficiencies; in 2019, this number decreased by (6%) compared with 2018. The ratio of deficiencies per inspections decreased from 2.11 in 2018 to 1.97 in 2019.

The greatest percentage of deficiencies recorded was on "Certificate & Documentation" with 19.31% of total number of deficiencies (2,054 deficiencies), 1,473 deficiencies recorded for the "Safety of Navigation" and 1,272 deficiencies for the "Fire Safety".

#### **Number of inspected ships with deficiencies (2,386)**

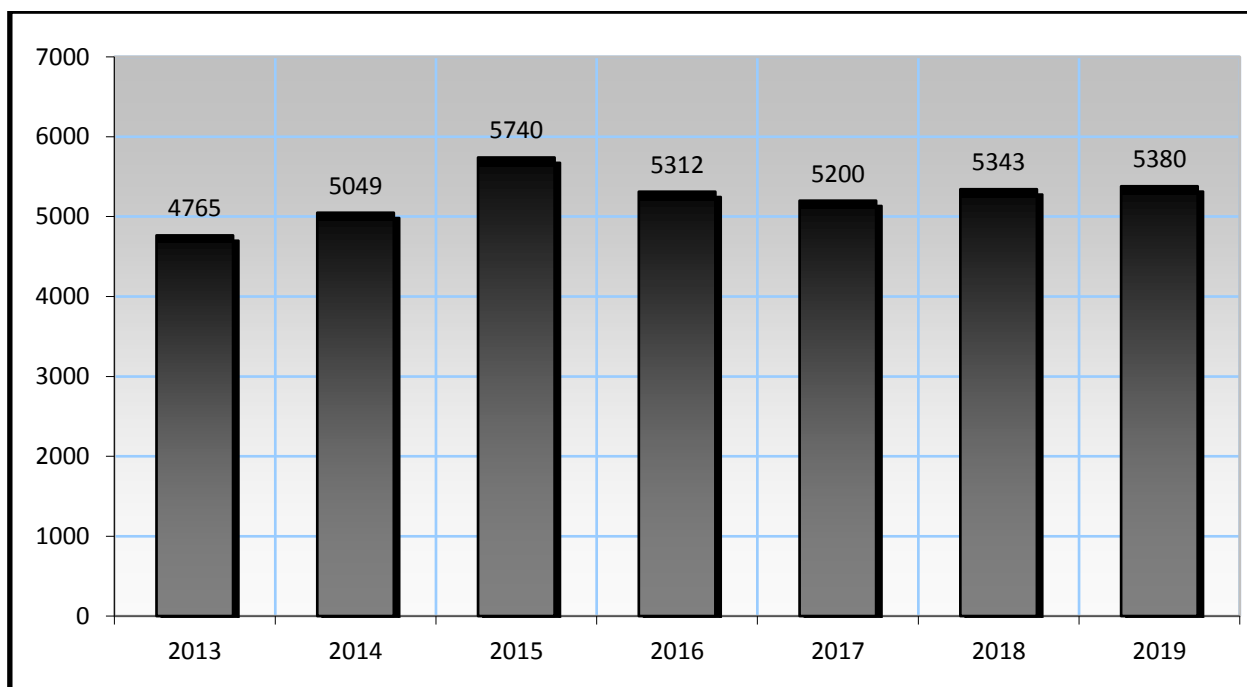
The greatest number of ships with deficiencies was in "General cargo/multipurpose ship" which recorded 1,198 ships (50% of total number of inspected ships with deficiencies).

# STATISTICAL ANNEXES

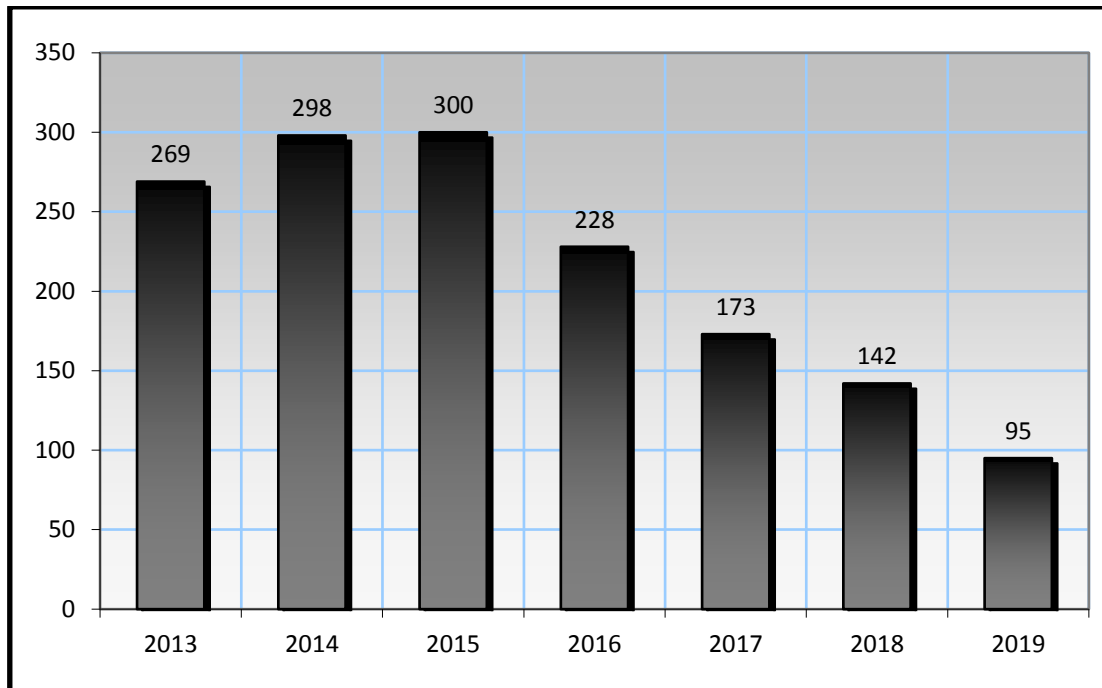
## Contribution of Mediterranean MoU Members to Inspections / Detentions in Year 2013 - 2019

Country	Inspections								Detentions							
	2013	2014	2015	2016	2017	2018	2019	Total	2013	2014	2015	2016	2017	2018	2019	Total
Algeria	67	268	465	325	402	406	380	2313	7	3	4	2	0	0	1	17
Cyprus	100	126	136	144	119	114	105	844	9	18	12	13	11	8	9	80
Egypt	1348	1650	1557	1060	1149	1100	913	8777	91	108	57	39	42	34	9	380
Israel	249	181	203	205	225	280	305	1648	19	7	14	25	6	4	1	76
Jordan	289	356	394	456	514	502	496	3007	0	5	1	3	8	9	8	34
Lebanon	561	518	577	649	577	547	526	3955	16	1	7	6	9	7	3	49
Malta	171	196	182	226	208	195	181	1359	17	13	7	5	5	6	8	61
Morocco	615	530	529	441	403	526	659	3703	4	1	0	2	1	0	0	8
Tunisia	99	99	141	279	343	235	279	1475	1	1	1	3	12	22	14	54
Turkey	1266	1125	1556	1527	1260	1438	1536	9708	105	141	197	130	79	52	42	746
	<b>4765</b>	<b>5049</b>	<b>5740</b>	<b>5312</b>	<b>5200</b>	<b>5343</b>	<b>5380</b>	<b>36789</b>	<b>269</b>	<b>298</b>	<b>300</b>	<b>228</b>	<b>173</b>	<b>142</b>	<b>95</b>	<b>1505</b>

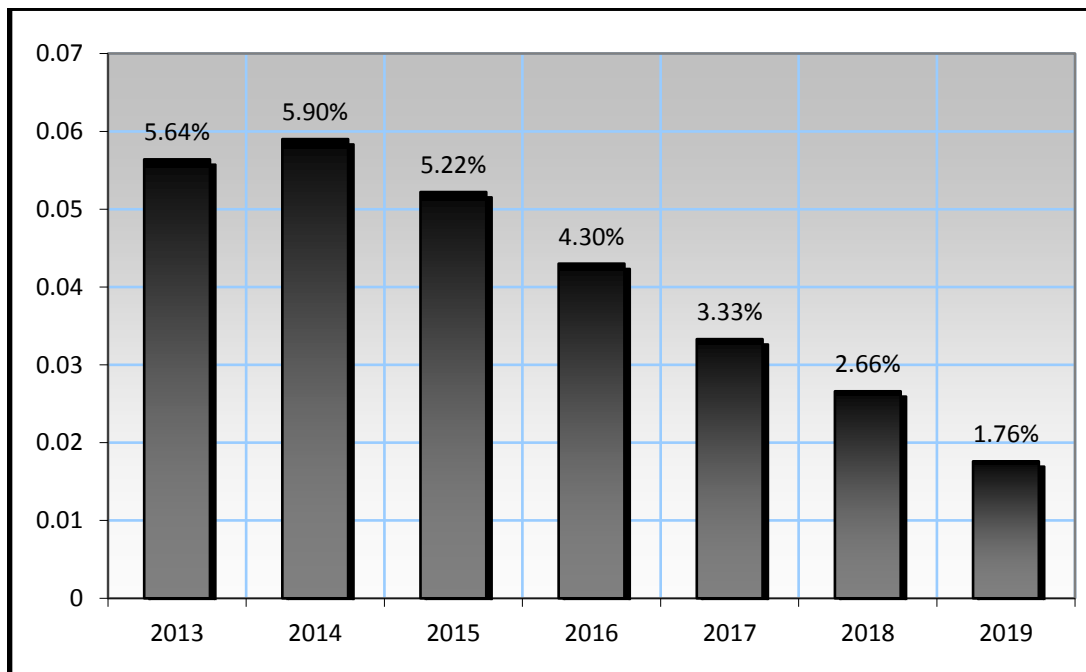
Number of inspections



### Number of detentions

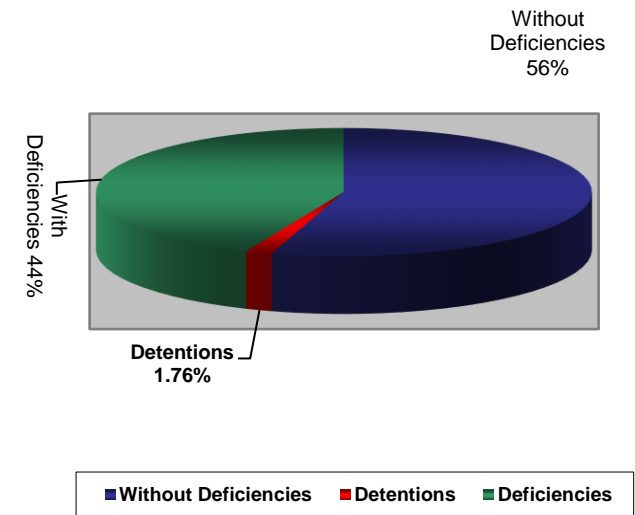
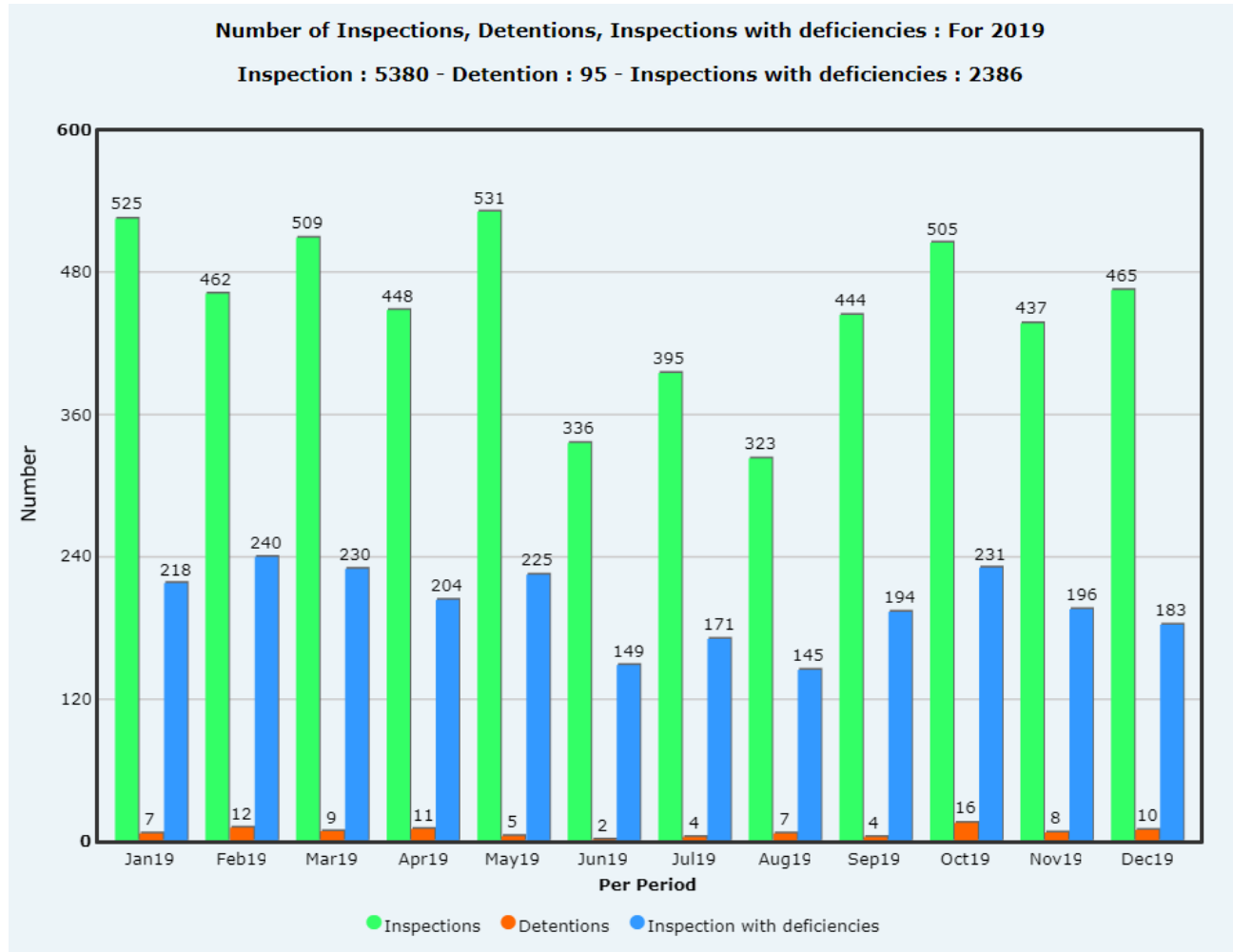


### Detentions in % of inspections



# Inspections for year 2019

## Annual Figure





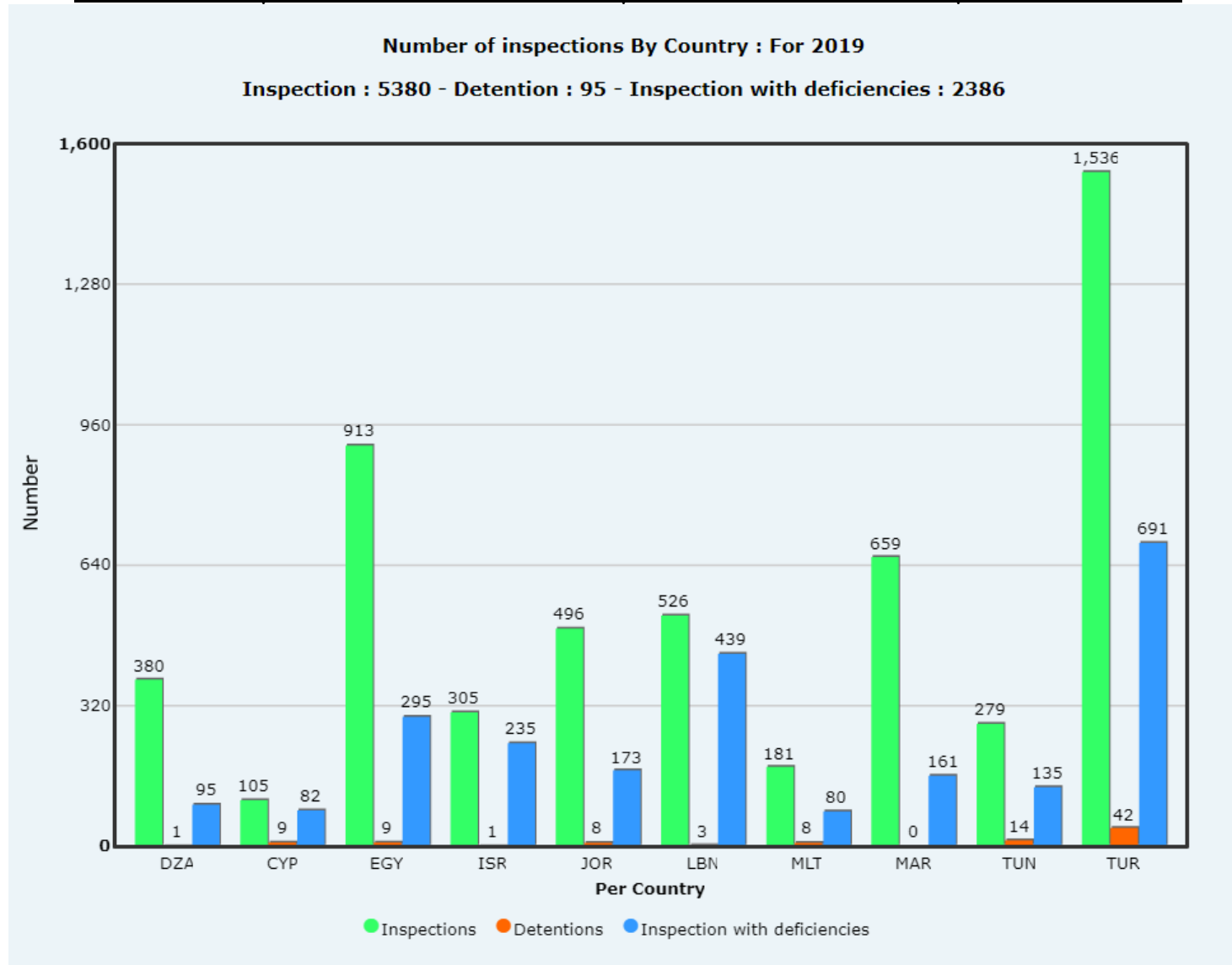
## Statistics Summary

### Summary Inspection/Detention/inspection with deficiencies

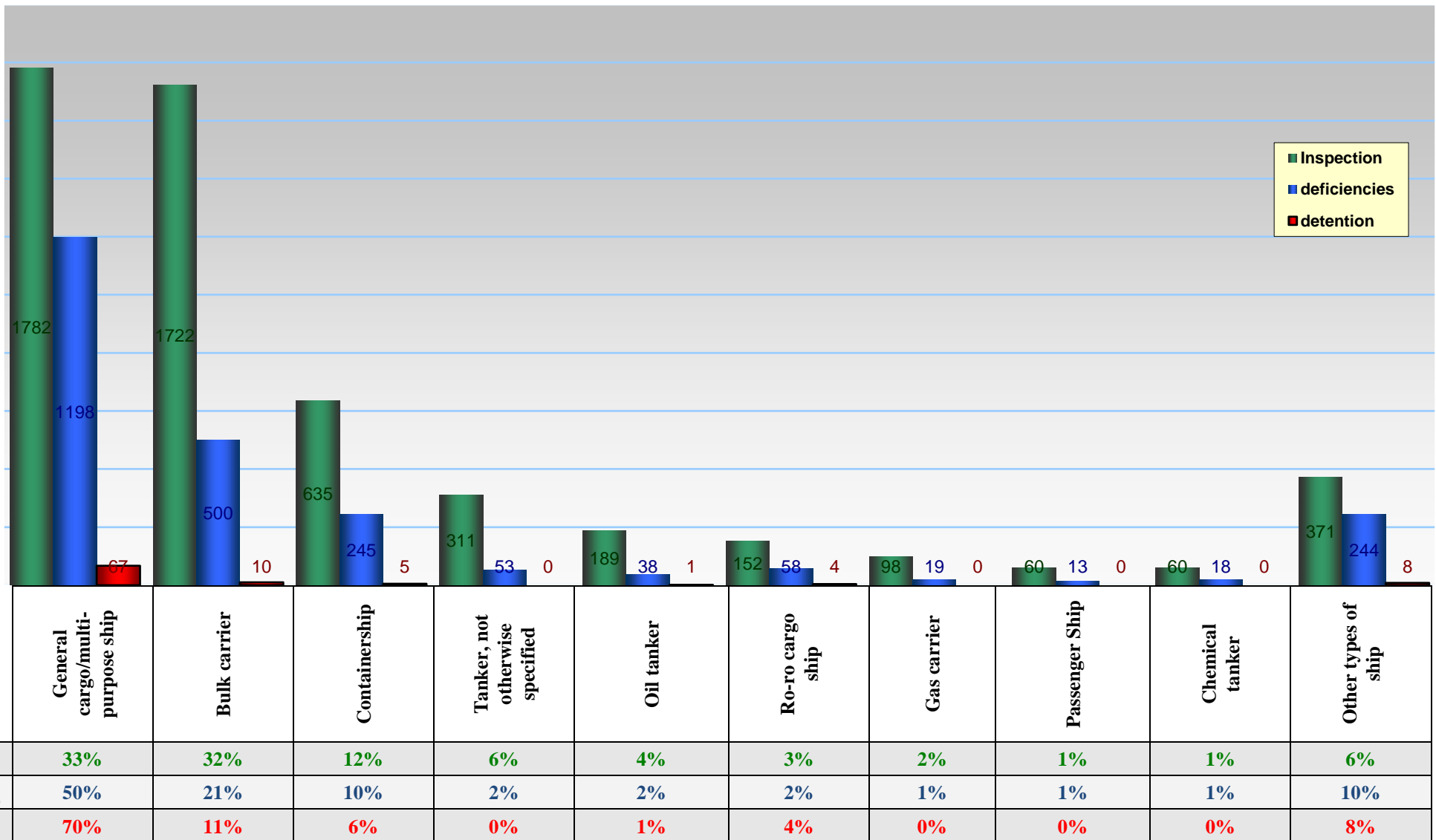
#### Recapitulation of MOU member's inspections: For 2018

PSC State	No. Individual Ships	Inspections	Performance Insp./No. of Ships	Inspections with deficiencies	Inspection without deficiencies	Deficiencies - %	Detentions	Detention- %	Detention with class related Detainable deficiencies
<b>Algeria</b>	3478	380	11%	95	285	25%	1	0.26%	0
<b>Cyprus</b>	577	105	18%	82	23	78.1%	9	8.57%	2
<b>Egypt</b>	4534	913	20%	295	618	32.31%	9	0.99%	4
<b>Israel</b>	1809	305	17%	235	70	77.05%	1	0.33%	1
<b>Jordan</b>	562	496	88%	173	323	34.88%	8	1.61%	2
<b>Lebanon</b>	1004	526	52%	439	87	83.46%	3	0.57%	0
<b>Malta</b>	801	181	23%	80	101	44.2%	8	4.42%	4
<b>Morocco</b>	3576	659	18%	161	498	24.43%	0	0%	0
<b>Tunisia</b>	1195	279	23%	135	144	48.39%	14	5.02%	1
<b>Turkey</b>	6191	1536	25%	691	845	44.99%	42	2.73%	12
<b>Total</b>		<b>5380</b>		<b>2386</b>	<b>2994</b>		<b>95</b>		<b>26</b>

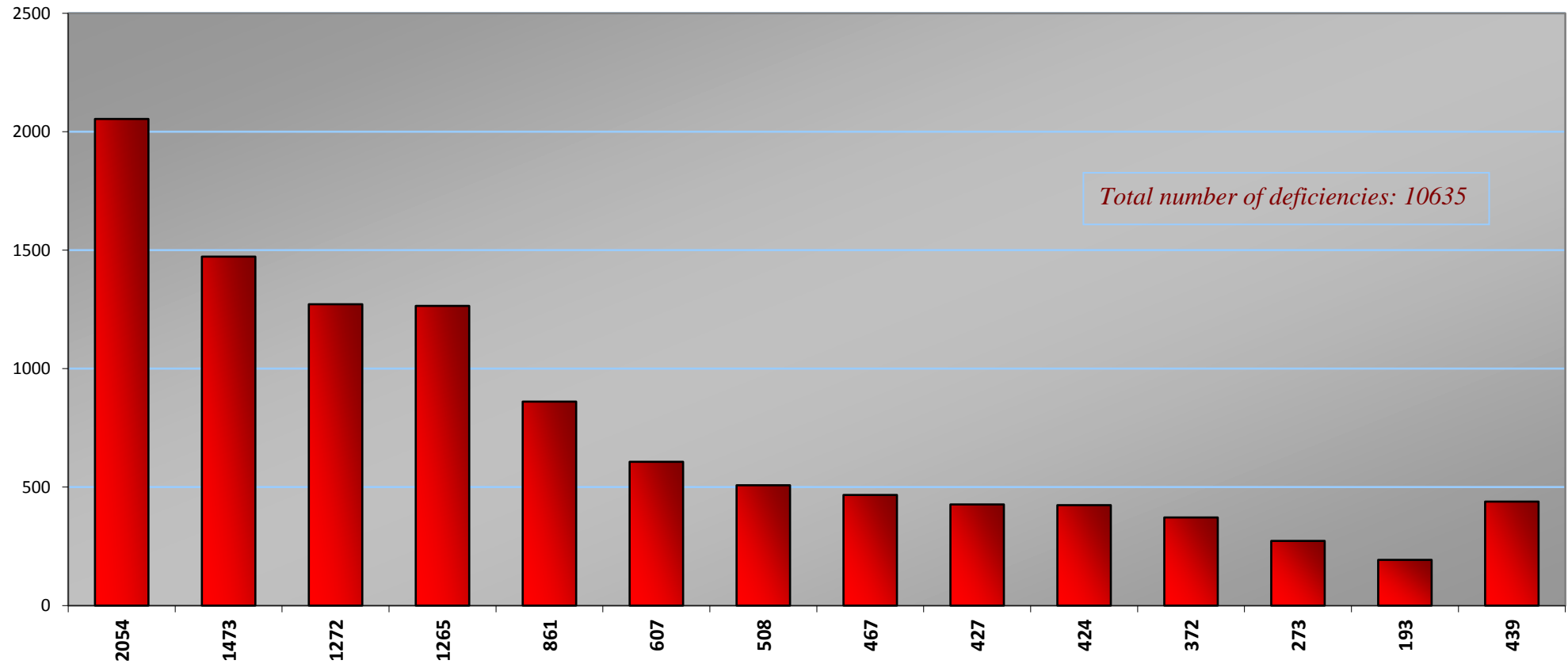
**Number of Inspections, Detentions and Inspections with deficiencies per member state**



### Number and % of inspection, deficiencies and detention per ship's type



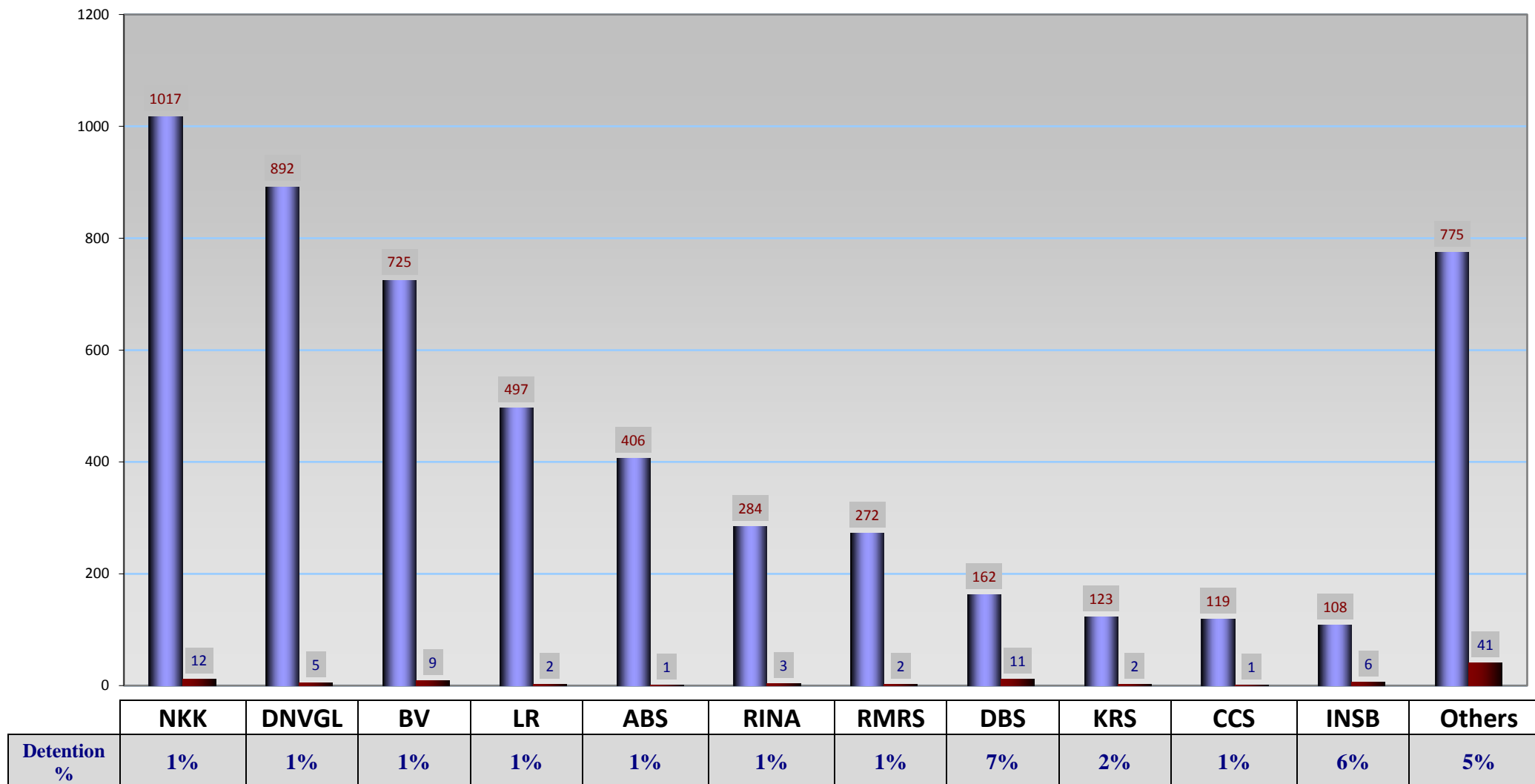
### Number and % of nature of deficiencies



	Certificate & Documentation	Safety of navigation	Fire Safety	Working and Living Conditions	Life saving appliances	Propulsion and auxiliary machinery	Emergency Systems	Labour Conditions	Pollution Prevention	Structural Condition	Water / Weather tight Condition	Radio Communication	ISM	Others
<b>Code</b>	<b>01</b>	<b>10</b>	<b>07</b>	<b>09</b>	<b>11</b>	<b>13</b>	<b>04</b>	<b>18</b>	<b>14</b>	<b>02</b>	<b>03</b>	<b>05</b>	<b>15</b>	<b>-----</b>
<b>Percentag</b>	<b>19%</b>	<b>14%</b>	<b>12%</b>	<b>12%</b>	<b>8%</b>	<b>6%</b>	<b>5%</b>	<b>4%</b>	<b>4%</b>	<b>4%</b>	<b>3%</b>	<b>3%</b>	<b>2%</b>	<b>4%</b>

- This statistics include Deficiencies that had recorded more than 200 times in 2019.

### Number and % of inspection, detention and detention's percentage per major Classification Society



- This statistics include Classification Society that had more than 100 inspections in 2019.

## Detailed annual figures

### Detail inspection/detention/ % per Flag Administration

Flag State	Inspections	Detentions	Inspections with deficiencies	Detention-%	Inspection-% with deficiencies
Afghanistan	3	0	0	0%	0%
Albania	2	1	2	0,5	1
Algeria	5	0	3	0	0,6
Antigua and Barbuda	169	1	79	0.59%	46.75%
Antilles, Netherlands	22	0	6	0	27.27%
Azerbaijan	9	0	4	0	44.44%
Bahamas	138	0	24	0%	17.39%
Bangladesh	2	0	1	0	0,5
Barbados	35	0	14	0%	40%
Belgium	7	0	2	0	28.57%
Belize	90	7	60	7.78%	66.67%
Bermuda	6	0	1	0%	16.67%
Bulgaria	1	0	1	0%	1
Cambodia	1	0	1	0	1
Cameroon	9	0	9	0%	1
Cayman Islands	33	0	8	0%	24.24%
China, Peopole's Rep. Of	23	1	4	4.35%	17.39%
Comoros	88	5	80	5.68%	90.91%
Congo	1	0	1	0%	100%
Cook Islands	70	2	44	2.86%	62.86%
Croatia	6	0	3	0%	0,5
Curaçao	2	1	1	50%	0,5
Cyprus	73	0	34	0%	46.58%
Denemark	24	1	4	4.17%	16.67%
Egypt	18	4	16	22.22%	88.89%
Ethiopia	4	0	0	0%	0%
Faeroes (FAS)	2	0	1	0%	50%
Faroe Islands	1	0	1	0%	100%
France	7	0	2	0	28.57%



Flag State	Inspections	Detentions	Inspections with deficiencies	Detention-%	Inspection-% with deficiencies
Germany	26	0	8	0	30.77%
Gibraltar	30	0	16	0%	53.33%
Greece	67	0	15	0%	22.39%
Honduras	1	0	1	0	1
Hong Kong, China	209	0	50	0%	23.92%
India	6	0	1	0%	16.67%
Iran (Islamic Republic of)	2	0	1	0%	0,5
Ireland	6	0	2	0%	33.33%
Israel	5	0	3	0%	60%
Italy	116	0	40	0	34.48%
Jamaica	1	0	1	0%	100%
Japan	9	0	2	0%	22.22%
Jordan	5	0	2	0%	40%
Korea, Republic of	5	0	1	0%	0,2
Kuwait	1	0	0	0%	0%
Latvia	1	0	1	0%	100%
Lebanon	19	0	13	0%	68.42%
Liberia	555	2	169	0.36%	30.45%
Libya	1	0	1	0	1
Lithuania	4	0	3	0%	0,75
Luxembourg	10	0	5	0%	50%
Malta	493	1	169	0.2%	34.28%
Man, Isle of	23	0	12	0	52.17%
Marshall Islands	509	0	121	0%	23.77%
Moldova, Rep. of	59	5	49	8.47%	83.05%
Montenegro	2	0	1	0%	50%
Morocco	6	0	2	0	33.33%
Netherlands	113	1	55	0.88%	48.67%
NIUE	3	0	1	0%	33.33%
Norway	46	0	14	0%	30.43%
Palau	45	1	40	2.22%	88.89%
Panama	893	22	433	2.46%	48.49%

Flag State	Inspections	Detentions	Inspections with deficiencies	Detention-%	Inspection-% with deficiencies
Philippines	19	1	5	5.26%	26.32%
Portugal	102	0	45	0	44.12%
Qatar	2	0	0	0%	0
Russian Federation	172	0	115	0	66.86%
Saint Vincent and the Grenadines	42	2	26	4.76%	61.9%
Samoa	1	1	1	100%	100%
Saudi Arabia	13	0	1	0	7.69%
Sierra Leone	105	3	90	2.86%	85.71%
Singapore	209	2	47	0.96%	22.49%
Spain	12	0	7	0	58.33%
Sri Lanka	1	0	0	0	0
St. kitts & Nevis	10	1	7	10%	70%
Switzerland	10	1	3	0,1	0,3
Syrian Arab Republic	12	3	12	25%	100%
Thailand	6	0	1	0	16.67%
Togo	207	19	188	9.18%	90.82%
Tunisia	4	0	4	0%	100%
Turkey	151	0	71	0%	47.02%
Tuvalu	18	0	7	0	38.89%
Ukraine	12	1	11	8.33%	91.67%
United Kingdom	40	0	19	0	47.5%
United Republic of Tanzania	59	4	54	6.78%	91.53%
United States of America	11	0	3	0%	27.27%
Vanuatu	36	1	30	2.78%	83.33%
Viet Nam	3	0	0	0	0%
Virgin Islands, British	1	1	1	1	100%
<b>Total</b>	<b>5380</b>	<b>95</b>	<b>2386</b>		

### Nature of deficiency number detailed by Flag Administration

Flag State	01	02	03	04	05	06	07	08	09	10	11	12	13	14	15	16	18	99
Afghanistan																		
Albania	1			1		1	4			3	1			1	1		2	
Algeria	6			2	1		2		1	1								
Antigua and Barbuda	41	10	3	11	5	2	50	2	20	25	34		14	11	4	8	13	
Antilles, Netherlands	6	1						1		2	2				1			
Azerbaijan	1			1			3	1	7									
Bahamas	16	4	5	2	2		10	1	7	5			2	2	2		5	
Bangladesh							2	1		2						1		
Barbados	23		2	3	1		11	2	4	7	2		3	3	1	1	3	
Belgium	1				1					1								
Belize	40	9	4	11	5		32	8	50	49	24		15	15	4	5	8	
Bermuda		1		1														
Bulgaria	2							1	1					1				
Cambodia	3								1				2					
Cameroon	10	3	5	3	1				10	8	10		4	1				
Cayman Islands	6				2		3			3	1		1		1		1	
China, Peopole's Rep. Of	1				1		4	1		2	1		3	1		1	5	
Comoros	83	22	22	18	13	5	46	10	46	95	42		19	13	7	8	13	2
Congo	1		2			1	2				1			1				
Cook Islands	44		5	5	4	1	24		20	39	24		11	5	4	6	7	
Croatia	1	1							1	2						1		
Curaçao	1			1			4	1							1			
Cyprus	13	2	3	6	5	1	20	1	14	13	6		19	1	3	1	5	1
Denemark	1	2	1	1					2				2			1	1	
Egypt	26	1		10	6		10	3	4	18	5		2	5	4		9	
Ethiopia																		
Faeroes (FAS)	4		1				1		1	2	1			1	1	1		
Faroe Islands							1											

Flag State	01	02	03	04	05	06	07	08	09	10	11	12	13	14	15	16	18	99
France	3			1			1		1	2								
Germany	7	1		1	1		3	1	2	5	3		1	1		1		
Gibraltar	12		2	7	2	1	14	1	7	3	2		3	3	3	2	3	
Greece	14	1	1	6	3		14		6	7	8		2	1	1		3	
Honduras	3										3			2			1	
Hong Kong, China	24	8	5	3	2	2	18	4	16	14	6		10	3	1	2	9	2
India		1					2			1	4		1		1		1	
Iran (Islamic Republic of)			1	1					2	1				1				
Ireland	2						3		1	3	4							
Israel	8	2					1			1	1					1		
Italy	26	3	6	6			20		9	20	6		8	4			8	2
Jamaica	2		1							2								
Japan									2					1				
Jordan							2										2	
Korea, Republic of											1					1		
Kuwait																		
Latvia	2																1	
Lebanon	10	2	3	2	2		6		9	10	3		3	3		6	4	
Liberia	99	33	17	23	20	5	61	6	72	51	32	3	42	31	3	10	47	2
Libya							1			1								
Lithuania	1	1	1				2			2	3					1		
Luxembourg	3						1			1	2		1	1	1			
Malta	92	22	12	21	17	2	80	14	57	63	40	2	30	24	11	6	13	1
Man, Isle of	8	1	1		1	1			9	3	1		2	1			2	
Marshall Islands	60	13	14	15	14	6	66	9	53	22	15		28	25	5	5	17	2
Moldova, Rep. of	52	21	18	12	3	2	31	4	37	55	40		15	9	6	3	10	1
Montenegro													1					
Morocco		1									1		2				1	
Netherlands	43	2	7	19	2		42	4	23	14	18		8	7	4	5	2	
NIUE	1								1		1							
Norway	16	3	1	2	3		5		3	6				4		2	2	

Flag State	01	02	03	04	05	06	07	08	09	10	11	12	13	14	15	16	18	99
Palau	71	9	10	11	7	1	18	1	33	31	23		12	4	3	4	16	
Panama	409	64	67	105	63	15	250	24	198	287	137	1	115	77	45	38	119	2
Philippines			1	3			5	1	2	1	3		5	2	1		1	
Portugal	28	4	3	8	4	1	23	2	20	13	13		9	4	2	1	2	
Qatar																		
Russian Federation	80	17	13	19	8	1	67	12	82	59	40	2	25	23	9	4	5	2
Saint Vincent and the Grenadines	21	3	4	12	5	1	20	3	18	35	16		7	9	3	3	6	
Samoa	5			2			5			1	6			1	1	1	3	
Saudi Arabia	1									2			2					
Sierra Leone	58	24	21	23	7	1	47	5	52	85	49		32	15	8	8	13	1
Singapore	33	5	2	4	7	1	16	4	21	22	16	1	8	5	4	2	8	
Spain	6	2	3	1	2		3	1	4	4	1		3	2			5	1
Sri Lanka																		
St. kitts & Nevis	6	1		2	2	1	1		2	13	3		2		1		1	
Switzerland	1	1	1	1			4			2			2	3	1	1	6	
Syrian Arab Republic	44	3	5	6	7		17		19	25	17		7	4	1	2		
Thailand																		1
Togo	279	74	72	64	28	12	86	16	178	214	117		76	51	21	18	55	3
Tunisia	1			1			3	1		1			2	2	1			
Turkey	51	7	3	5	7	5	25	2	39	17	18		14	8	5	7	13	1
Tuvalu	5	1					3		4		2		2	2				
Ukraine	8	8	1	5	1	1	16	1	10	6	3		3	1	4	2	1	
United Kingdom	14		1	6			8		4	6	3			2			3	
United Republic of Tanzania	72	21	16	22	3	2	30	3	53	67	35		16	17	6	4	8	1
United States of America	6			1						2				2	1			
Vanuatu	31	8	5	12	5	3	19		14	15	9		8	5	6	3	3	
Viet Nam																		
Virgin Islands, British	5	1	1				4		13	1	2		3	6			2	
<b>Total</b>	<b>2054</b>	<b>424</b>	<b>372</b>	<b>508</b>	<b>273</b>	<b>75</b>	<b>1272</b>	<b>152</b>	<b>1265</b>	<b>1473</b>	<b>861</b>	<b>9</b>	<b>607</b>	<b>427</b>	<b>193</b>	<b>179</b>	<b>467</b>	<b>24</b>

## MED MOU SECRETARIAT CONTACT DETAILS

**Adm. Mokhtar AMMAR**

Secretary General

E-mail : [amm@medmou.org](mailto:amm@medmou.org)

**Eng. Hossam Gadalla**

Acting Deputy Secretary

E-mail : [hossam@medmou.org](mailto:hossam@medmou.org)

<b>Postal Address:</b>	MED MOU Secretariat, ELMANDARA – P.O. Box: 3101 746 EL CORNISH STREET 17 <sup>th</sup> FLOOR- (BLUE HORIZON BUILDING)- ALEXANDRIA - EGYPT
<b>Email Address :</b>	<a href="mailto:secretariat@medmou.org">secretariat@medmou.org</a>
<b>Website :</b>	<a href="http://www.medmou.org">www.medmou.org</a>
<b>Telephone :</b>	+ (203) 5505770 + (203) 5505773
<b>Fax :</b>	+ (203) 5505578

## CIMED CONTACT DETAILS

**Mr. Mehdi Loutfi**

Acting Director Med MoU Information Centre

E-mail : [deputydirector@medmouic.org](mailto:deputydirector@medmouic.org)

<b>Postal Address:</b>	Immeuble Direction de la Marine Marchande-Boulevard Félix Houphouet BOIGNY, 20000, Casablanca - Morocco
<b>Email Address :</b>	<a href="mailto:medmouic@medmouic.org">medmouic@medmouic.org</a>
<b>Website :</b>	<a href="http://www.medmouic.org">www.medmouic.org</a>
<b>Telephone :</b>	+ (212) 522 27 17 50/543 46 20
<b>Fax :</b>	+ (212) 522 27 17 63



## Med MoU Member states Focal Point

### Algeria



<b>Name</b>	<b>Mrs. Mokdad Dounia</b>	
<b>Position</b>	Merchant Marine and Port director - Ministry of Public Works and Transport	
<b>Address</b>	1,RUE IBN BADIS EL MOUIZ -EL BIAR-(ex.Poirson) ALGIERS-ALGERIA	
<b>Contacts</b>	<b>Phone:</b> +213 21 92 98 81 <b>Fax:</b> +213 21 92 30 46	<b>E-mail:</b> <a href="mailto:damokdad@mtpt.gov.dz">damokdad@mtpt.gov.dz</a> <a href="mailto:cmd8266@yahoo.com">cmd8266@yahoo.com</a>

### Cyprus



<b>Name</b>	<b>Mr. Kyriakos G. Kofteros</b>	
<b>Position</b>	Head of Port State Control Unit - Port and Coastal State Directorate	
<b>Address</b>	<b>Street Address :</b> 2, Kyllinis street, CY-4007 Mesa Geitonia, Lemesos <b>Postal Address :</b> P.O.Box 56193, CY3305 Lemesos	
<b>Contacts</b>	<b>Phone:</b> +357 25848 100 <b>Fax:</b> +357 25848200	<b>E-mail:</b> <a href="mailto:kkofteros@dms.mcw.gov.cy">kkofteros@dms.mcw.gov.cy</a>

### Egypt



<b>Name</b>	<b>R. Adm. Hussein Mostafa El Geziry</b>	
<b>Position</b>	Chairman of Egyptian Authority for Maritime Safety.	
<b>Address</b>	Alexandria – Bab Gomrok ( 1) Postal code 215.13	
<b>Contacts</b>	<b>Phone:</b> +203 4832041 <b>Fax:</b> +203 4875633	<b>E-mail:</b> <a href="mailto:eafms@mot.gov.eg">eafms@mot.gov.eg</a>

### Israel



<b>Name</b>	<b>Capt. Michael Solomon</b>	
<b>Position</b>	Manager JRCC Israeli Ministry of Transport & Shipping and Ports	
<b>Address</b>	15A Pal – Yam St. Building "B", POB 806, Haifa 31999, Israel.	
<b>Contacts</b>	<b>Phone:</b> +972 48632110 <b>Fax:</b> +972 48632118	<b>E-mail :</b> <a href="mailto:solomonm@mot.gov.il">solomonm@mot.gov.il</a>

### Jordan



<b>Name</b>	<b>Eng. Mohamed Salman</b>	
<b>Position</b>	Director General– Jordan Maritime Commission.	
<b>Address</b>	The Hashemite Kingdom of Jordan P.O.Box 171-Aqaba 77110 Jordan.	
<b>Contacts</b>	<b>Phone:</b> +962 32015858 <b>Fax:</b> +962 32018049	<b>E-mail:</b> <a href="mailto:tech@jma.gov.jo">tech@jma.gov.jo</a>

**Lebanon**



<b>Name</b>	<b>Eng. Abdel Hafiz El Kayssi</b>	
<b>Position</b>	General Director of Land & Maritime Transport.	
<b>Address</b>	Ministry of Public Works & Transport Georges Picot strt Starco Bldg. 3rd Floor - Beirut – Lebanon.	
<b>Contacts</b>	<b>Phone:</b> +9611 3716 44 - 45- <b>Fax:</b> +9611371647	<b>E-mail:</b> <a href="mailto:ministry@transportation.gov.lb">ministry@transportation.gov.lb</a>

**Malta**



<b>Name</b>	<b>Mr. Ivan Sammut</b>	
<b>Position</b>	Registrar General of Shipping and Seamen Merchant Shipping Directorat.	
<b>Address</b>	Malta Transport Center Lija LJA 2021- Malta	
<b>Contacts</b>	<b>Phone:</b> +356 21250360 <b>Fax:</b> +356 21241460	<b>E-mail:</b> <a href="mailto:ivan.sammut@transport.gov.mt">ivan.sammut@transport.gov.mt</a>

**Morocco**



<b>Name</b>	<b>Dr. Amane Fethallah</b>	
<b>Position</b>	Director of the Merchant Marine Ministry of Equipment Transport and Logistics	
<b>Address</b>	Direction de la Marine Marchande Boulevard Félix Houphouët Boigny Casablanca - Maroc.	
<b>Contacts</b>	<b>Phone :</b> +212 529 028 602 <b>Fax:</b> +212 522 273 340	<b>E-mail:</b> <a href="mailto:amane.fethallah@gmail.com">amane.fethallah@gmail.com</a>

**Tunisia**



<b>Name</b>	<b>Mr. Kheireddine Sghaier</b>	
<b>Position</b>	Director of Fleet and Maritime Navigation.	
<b>Address</b>	Office de la Marine Marchande et des Ports – Batiment Administratif 2060 -La Goulette – Tunisia.	
<b>Contacts</b>	<b>Phone:</b> +216 29 905 107 <b>Fax :</b> +216 71 735 520	<b>E-mail:</b> <a href="mailto:k.essghaier@ommp.nat.tn">k.essghaier@ommp.nat.tn</a>

**Turkey**



<b>Name</b>	<b>Mr. Ahmet Selçuk Ser</b>	
<b>Position</b>	General Director Ministry of Transport, Maritime Affairs and Communications General Directorate for Maritime and Inland Waters Regulation	
<b>Address</b>	T.C. Ulaştırma, Denizcilik ve Haberleşme Bakanlığı Deniz ve İçsular Hakkı Turaylıç Cad. No:5 Emek, Çankaya, Ankara, TÜRKİYE	
<b>Contacts</b>	<b>Phone:</b> +90 312 203 10 00 <b>Fax:</b> +90 312 231 3306	<b>E-mail:</b> <a href="mailto:psc@udhb.gov.tr">psc@udhb.gov.tr</a>



MEDITERRANEAN  
M.O.U.